

DALLAS LED BACKLIT PANEL

30W, 40W, IP20, IP65




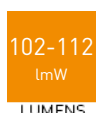
PRODUCT INFORMATION DOCUMENT

FEATURES

- UGR≤19 available in 4000K & UGR≤22 available in 4000K & 5000K
- IP20 and IP65 versions
- Allows compliance with project requirements for Low Glare in offices or classrooms and all other parts of the building
- Emergency pack available providing high lumen light output on mains failure
- Includes mounting point for a safety strap
- High efficiency with minimal flicker
- Uses Backlit luminaire construction design
- Suitable for switching by PIR, Microwave or photocell for additional energy savings

CONSTRUCTION

- White powder coated aluminium frame
- Polystyrene TPb rated diffuser
- Steel back plate



Product Code:	RDL30406060	RDL30506060	RDL40306060	RDL40406060	RDL40506060	RDL40406060UGR	RDL4040606065
Comparable to:	4x18W T8	4x18W T8	4x18W T8	4x18W T8	4x18W T8	4x18W T8	4x18W T8
Total Power (W):	29.6	30.0	37.6	40.3	40.6	38	41.2
Power Factor:	0.9	0.9	0.97	0.97	0.96	0.97	0.97
Total Light Output (lm):	3210	3220	3830	4210	4100	4180	4630
Total Emergency Light Output (lm):	NA	NA	NA	NA	NA	NA	NA
Efficacy (lm/cctW):	108	107	102	104	108	103	112
Lux at 1m (lux):	1070	1080	1280	1410	1970	1420	1560
Emergency Lux at 1m (lux):	NA	NA	NA	NA	NA	NA	NA
CCT (K):	4000	5000	3000	4000	5000	5000	4000
CRI:	80	80	80	80	85	80	80
IP:	20	20	20	20	20	20	65
Operation Temperature (°C):	-20 ≤ Ta ≤ +40	-20 ≤ Ta ≤ +40	-20 ≤ Ta ≤ +40	-20 ≤ Ta ≤ +40	-20 ≤ Ta ≤ +40	-20 ≤ Ta ≤ +40	-20 ≤ Ta ≤ +40
Inrush Current:	5A/2us	5A/2us	30.4A/4.4us	30.4A/4.4us	30.4A/4.4us	30.4A/4.4us	4.2A/11ms
RG Value:	0	0	0	0	0	0	0
SDCM:	6	6	6	6	6	6	6
P _{ST} LM:	NA	NA	NA	NA	NA	NA	NA
SVM:	NA	NA	NA	NA	NA	NA	NA
Energy Class:	D	E	E	E	E	E	E
Rated Life to L70B50 (Hrs):	50000	50000	50000	50000	50000	50000	50000
Dimensions ØxH (mm):	595x595x32	595x595x32	595x595x32	595x595x32	595x595x32	595x595x32	595x595x32
Weight (kg):	1.8	1.8	1.7	1.7	1.7	2.1	1.8

Separate Control Gear Information							
Type of Light Source:	LED	LED	LED	LED	LED	LED	LED
Full Load Efficiency (%):	90	90	89	91	91	87	90
P _{NET} (W):	NA	NA	NA	NA	NA	NA	NA
Dimensions (mm):	122x45x30	122x45x30	124x45x30	123x45x30	123x45x30	123x45x30	123x45x30

Product is certified to all the relevant standards.

Please contact our technical department for market specific compliances.

PLEASE NOTE: INFORMATION IN THIS DOCUMENT MAY BE SUBJECT TO CHANGE WITHOUT PRIOR NOTICE

IRE: TEL: +353 1 709 9000
UK: TEL: 0800 973 220
AUS: TEL: +61 7 3890 5444
NZ: TEL: +64 03 668 5285

WEB: ROBUS.COM
WEB: ROBUS.COM
WEB: ROBUS.COM.AU
WEB: ROBUSLED.CO.NZ

LED GROUP EUROPE · UK · AUSTRALIA · NEW ZEALAND · ASIA · MIDDLE EAST · AFRICA

DALLAS LED BACKLIT PANEL

30W, 40W, IP20, IP65

Cone Illuminance Diagram


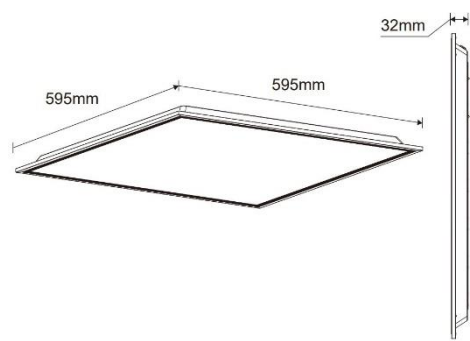


Diagram for RDL40406060-01 in 4000K. Other diagrams available on

Dimension Diagram



Sensor Data

Time Off Delay:	NA
Illuminance Switching Range:	NA
Sensitivity Range (%):	NA
Mounting Height (max):	NA
Detection Zone Diameter (max):	NA

Polar Intensity Diagram

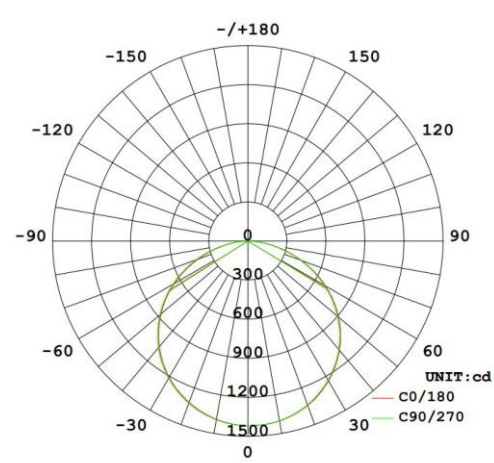


Diagram for RDL40406060-01 in 4000K. Other diagrams available on

Accessories

- R3EMPK4-PSU

HED2040-D

RDLSSST

RDL6060SF-01
- 3 Hour Emergency Pack with LiFePO4 Battery

1-10V, DALI and Push dim driver available

Safety Strap kit for DALLAS Panels

Surface Mount Box Kit for 600x600 panel

White 70mm deep Flat Pack